



• **Monday, September 16th 2019**



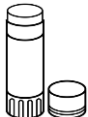


Language Arts: read the words and draw an object, animal or person. (Copy the chart on your notebook).

Monkey	Scissors	Grandmother

• **Tuesday, September 17th 2019**

Grammar: Look at the pictures and unscramble and write the word on the line. (Cut out the box and paste it in your notebook).

Example:

				
enliP	ooBk	eulG	kermar	bookNote
pencil	_____	_____	_____	_____

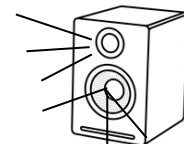
Oral speaking: write two objects that start with each vowel and repeat them out loud. (Write the words in your notebook). You can draw the object.

Example: apple

Aa	Ee	Ii	Oo	Uu

• **Wednesday, September 18th 2019**

Science: draw an object that makes waves of vibrations and write its name. (Example a speaker) draw the object in your notebook.





Reading and Writing: read the next text and answer the questions. Answer the questions in your notebook.

In my classroom we have twenty tables, a board with many markers. There are also lots of books we work with. My classroom is very beautiful, my teacher has very beautiful posters that make my classroom more beautiful.

- 1) How many tables are there? _____
- 2) What does the teacher have in the classroom? _____
- 3) Why is the classroom beautiful? _____

• **Thursday, September 19th 2019**

Grammar: write the sentences in affirmative and negative. Copy the chart in your notebook.

Sentences	Affirmative	Negative
Is it a pencil?	Yes, it is.	No, it is not.
Is it a crayón?		
Is it a book?		
Is it a glue?		


Language Arts: count the object in the picture and write the number.

How many colors do you see? _____

How many pencils do you see? _____

How many glues or there? _____

How many scissors are there? _____



"Your teacher wish you a wonderful weekend "

